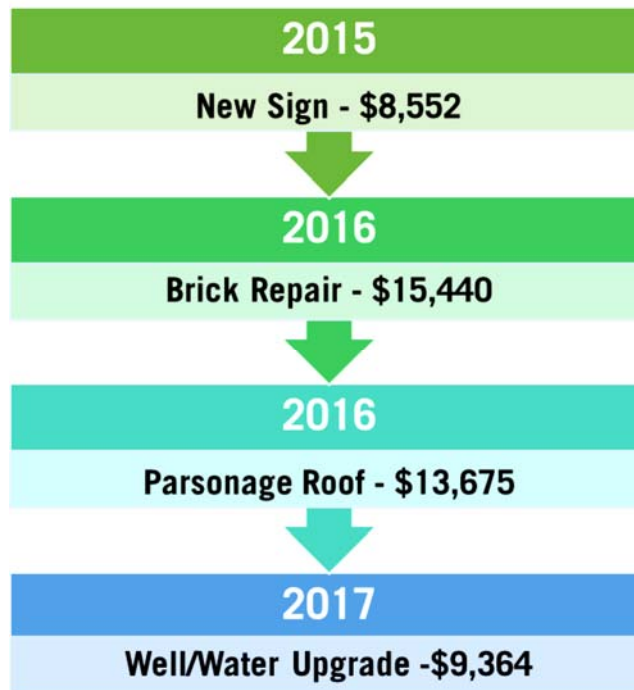




Financial Update


Your Accomplishments

During the last three years you have blessed your church with the financial support necessary to fund our stewardship projects *without any debt*. The results are readily apparent.




Giving History

Designated Giving during the same six-month period for the past three years. The substantial increase is the result of Building Fund campaigns for each of the projects completed.



Designated Giving



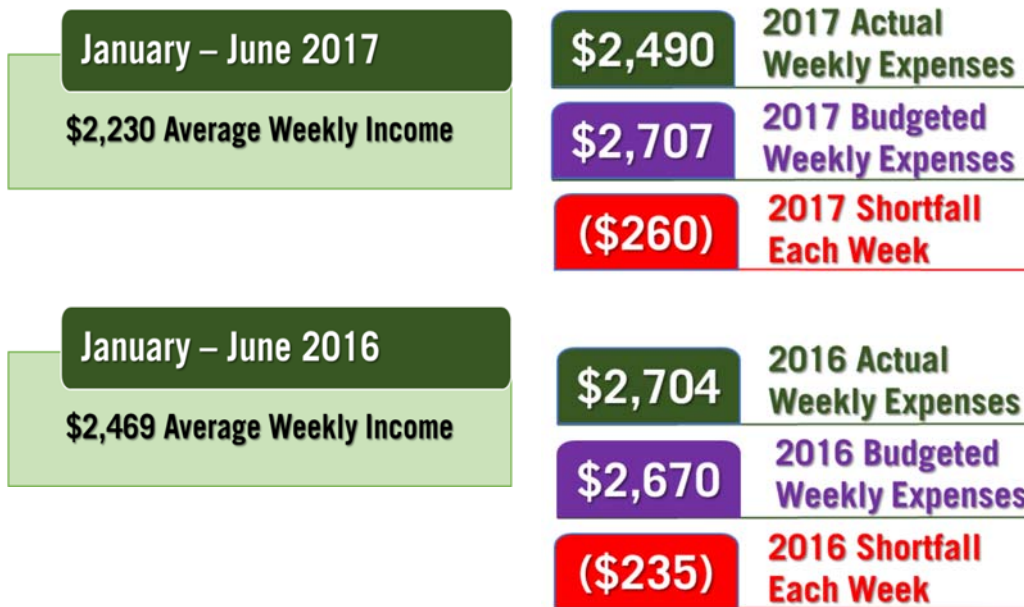
General Tithing during the same six-month period for the past three years. The substantial decrease is almost the same as the increase in Designated Giving over the three year period of 2015 to 2017

General Tithing

A Few Facts

- ◆ General working balance as of July 31st is approx. \$3,800 compared to working balance at January 1st of approx. \$7,100
- ◆ We are currently paying our operational expenses, but...
- ◆ We have not been able to meet all of our obligations to the United Methodist Conference because we are significantly below our self imposed minimum working balance of \$6,000.
- ◆ In order for HUMC to remain independent and continue our local mission, we must meet those obligations to Conference.

Week-to-Week



Please Note: The weekly expenses shown DO NOT include our Conference obligations. Adding them to the mix increases the weekly deficit to between \$400 and \$500. As you can see, we are running an operating deficit despite the fact that we are spending under budget.

Put Another Way...

38 Average tithing households

Typical number of households tithing week to week

2017 Budgeted weekly tithe per household \$71.24

\$\$\$ We need to receive each week to meet the budget

2017 Actual weekly tithe per household \$58.68

\$\$\$ Actually received

Gap of \$12.56 per week per household or 22.2%

\$\$\$ Weekly deficit per household

You Can Make a Difference!

